
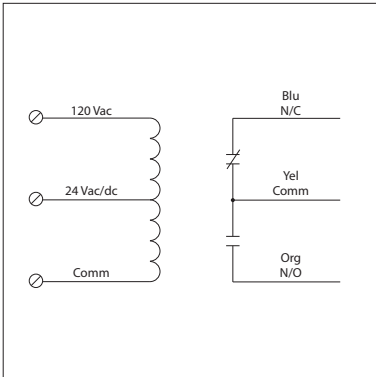


20 AMP TIME DELAY RELAY

RIBTD2401B

Enclosed Time Delay Relay 20 Amp SPDT with 24 Vac/dc/120 Vac Coil



RELAYS

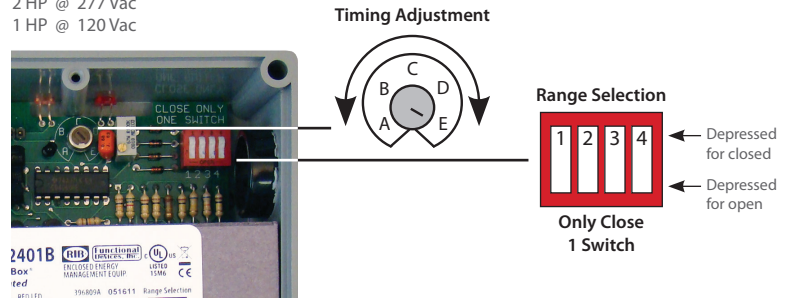
SPECIFICATIONS

- # Relays & Contact Type: One (1) SPDT Continuous Duty Coil
- Expected Relay Life: 10 million cycles minimum mechanical
- Operating Temperature: -30 to 140° F
- Humidity Range: 5 to 95% (noncondensing)
- Operate Time: 6ms after time delay
- Relay Status: RED LED On = Activated
- Time Delay Status: PINK LED FLASHING = Timing
- Timing Mode: Delay On Make (N/O)
- Timing Range: 6 seconds - 20 minutes
- Timing Adjustment: 4 position DIP switch for range selection and single turn potentiometer for timing adjustment within range
- Timing Tolerance: Switches 1 & 2 = ±10%
Switches 3 & 4 = ±5%
- Timing Repeatability: ±1%
- Temperature Timing Variance: ±1%
- Voltage Timing Variance: ±1%
- Recycle Time: 750ms Maximum
- Dimensions: 4.00" x 4.00" x 1.80" with .50" NPT nipple
- Approvals: UL Listed, UL916, C-UL
- Housing Rating: UL Accepted for Use in Plenum, NEMA 1
- Gold Flash: No
- Override Switch: No

- Contact Ratings:
 - 20 Amp Resistive @ 277 Vac
 - 20 Amp Ballast @ 277 Vac
 - 16 Amp Electronic Ballast @ 277 Vac (N/O)
 - 10 Amp Tungsten @ 120 Vac (N/O)
 - 770 VA Pilot Duty @ 120 Vac
 - 1,110 VA Pilot Duty @ 277 Vac
 - 2 HP @ 277 Vac
 - 1 HP @ 120 Vac

- Input Current:
 - 133 mA @ 24 Vac
 - 45 mA @ 24 Vdc
 - 51 mA @ 120 Vac

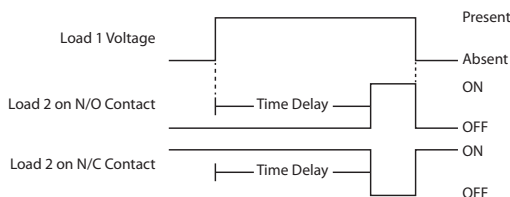
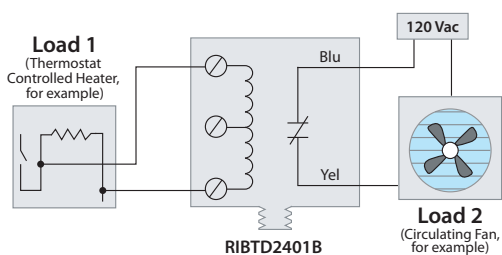
- Coil Voltage Input:
 - 24 Vac/dc ; 120 Vac ; 50-60 Hz
 - Drop Out = 3 Vac / 3.8 Vdc
 - Pull In = 20 Vac / 20 Vdc



TIMING TABLE						
Switch Ranges	Close Dip Switch	Potentiometer Setting				
		A	B	C	D	E
6s-20s	1	6s	9s	13s	16s	20s
22s-1min15s	2	22s	36s	50s	1min4s	1min15s
1min30s-5min	3	1min30s	2min10s	3min20s	4min16s	5min
6min-20min	4	6min	9min	13min20s	17min20s	20min

Time Delay Application Example #1

Load 2 stays ON selected amount of time after Load 1 turns ON (N/C)
Load 2 stays OFF selected amount of time after Load 1 turns ON (N/O)



Time Delay Application Example #2 (Requires an Inverting Relay)

Load 2 stays ON selected amount of time after Load 1 turns OFF (N/C)
Load 2 stays OFF selected amount of time after Load 1 turns OFF (N/O)

